



# Key Instant Recall Facts

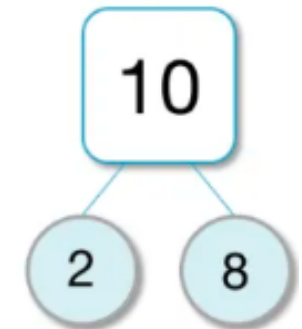
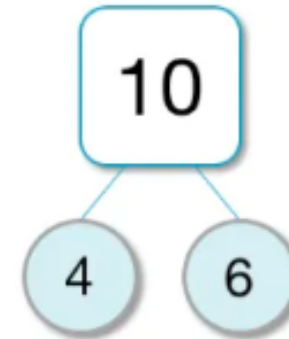
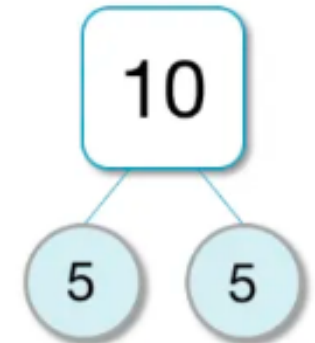
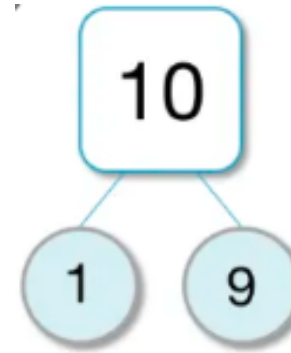
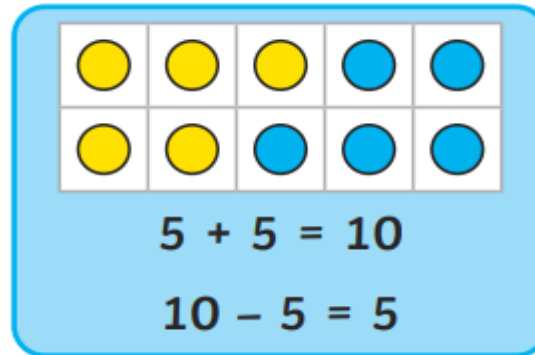
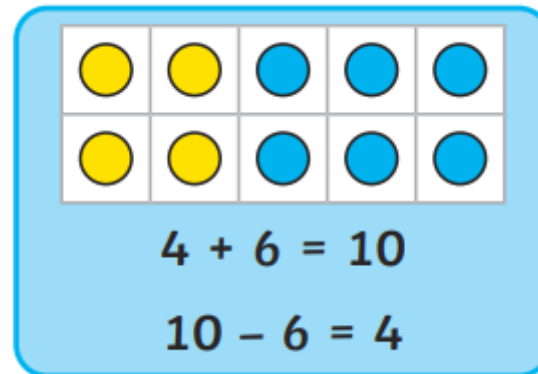
Year 1

Autumn Term 1

## I know number bonds to 10

$$\begin{array}{lll} 0 + 10 = 10 & 2 + 8 = 10 & 4 + 6 = 10 \\ 10 + 0 = 10 & 8 + 2 = 10 & 6 + 4 = 10 \\ 10 - 10 = 0 & 10 - 8 = 2 & 10 - 6 = 4 \\ 10 - 0 = 10 & 10 - 2 = 8 & 10 - 4 = 6 \end{array}$$

$$\begin{array}{lll} 1 + 9 = 10 & 3 + 7 = 10 & 5 + 5 = 10 \\ 9 + 1 = 10 & 7 + 3 = 10 & 10 - 5 = 5 \\ 10 - 9 = 1 & 10 - 7 = 3 & \\ 10 - 1 = 9 & 10 - 3 = 7 & \end{array}$$



### Top tips for learning at home

We will be sending out KIRFs homework weekly but there are lots of activities you could do at home too. When learning key recall facts it is important to do so little but often. Your children should be confident in quickly calculating the number bonds which make 10. This knowledge organiser shows some of the key representations your children will see in school when learning their number bonds.

You could practise these KIRFs while walking to school or during a car journey. You don't need to practise them all at once: perhaps you could have a fact of the day. If you would like more ideas, please speak to your child's teacher.

**Use practical resources** – You could use marbles, pasta shapes or even Lego to help them find pairs to 10.

**Make a poster** – We use Numicon at school. You can find pictures of the Numicon shapes here: [bit.ly/NumiconPictures](http://bit.ly/NumiconPictures) – your child could make a poster showing the different ways of making 5.

**Play games** – You can play number bond pairs online at [www.conkermaths.com](http://www.conkermaths.com) and then see how many questions you can answer in just one minute.

### Key Vocabulary

What do I **add** to 5 to make 10?

What is 10 **take away** 6?

What is 3 **less than** 10?

**How many more** than 2 is 10?



# Key Instant Recall Facts

I know number bonds for each number to 10

Year 1  
Autumn Term 2

## Key Vocabulary

What is 6 **add** 2?

What is 7 **plus** 2?

What is 9 **take away** 2?

What is 1 **less than** 8?



$$3 + 2 = 5$$

$0 + 7 = 7$

$1 + 6 = 7$

$2 + 5 = 7$

$3 + 4 = 7$

$4 + 3 = 7$

$5 + 2 = 7$

$6 + 2 = 8$

$7 + 1 = 8$

$8 + 0 = 8$

$0 + 8 = 8$

$1 + 7 = 8$

$2 + 6 = 8$

$3 + 5 = 8$

$4 + 4 = 8$

$5 + 3 = 8$

$6 + 2 = 8$

$7 + 1 = 8$

$8 + 0 = 8$

$0 + 9 = 9$

$1 + 8 = 9$

$2 + 7 = 9$

$3 + 6 = 9$

$4 + 5 = 9$

$5 + 4 = 9$

$6 + 3 = 9$

$7 + 2 = 9$

$8 + 1 = 9$

$9 + 0 = 9$

$0 + 10 = 10$

$1 + 9 = 10$

$2 + 8 = 10$

$3 + 7 = 10$

$4 + 6 = 10$

$5 + 5 = 10$

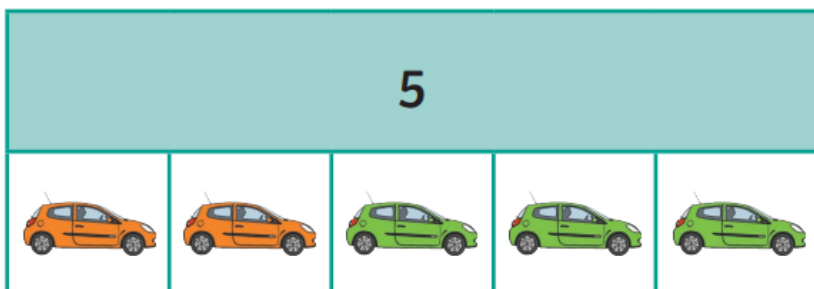
$6 + 4 = 10$

$7 + 3 = 10$

$8 + 2 = 10$

$9 + 1 = 10$

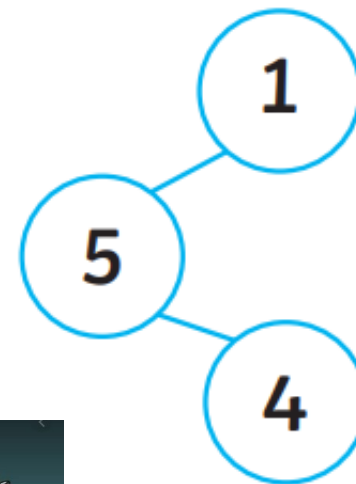
$10 + 0 = 10$



## Top tips for learning at home

We will be sending out KIRFs homework weekly but there are lots of activities you could do at home too. When learning key recall facts it is important to do so little but often. Now that your child is confident finding their number bonds to 10, they should focus on learning number bonds for all numbers within 10. They should be able to answer these questions in any order, including missing number questions e.g.  $1 + \square = 10$  or  $9 - \square = 8$ .

Remember to keep activities short and fun. You could use foam numbers, that stick to the tiles at bath time. Stick two numbers on the wall and your child has to add or subtract them. There are also lots of activities online. Try [ictgames.com](http://ictgames.com) or [topmarks.co.uk](http://topmarks.co.uk). Also encourage your child to log in to their NumBots account to practice their key skills.



$$5 = 1 + 4$$